


PLC-OSC- 5DC/300DC/ 1

Order No.: 2980652

The illustration shows the version PLC-OSC-24DC/300DC/1



<http://eshop.phoenixcontact.de/phoenix/treeViewClick.do?UID=2980652>

PLC relay, integrated optocoupler, with screw connection, for mounting on DIN rail NS 35/7.5, input: 5 V DC, output: 12-300 V DC/1 A



Commercial data

EAN	4046356051392
Pack	10 pcs.
Customs tariff	85364900
Weight/Piece	0.03767 KG
Catalog page information	Page 88 (IF-2007)

Product notes

WEEE/RoHS-compliant since:
09/15/2006



<http://www.download.phoenixcontact.com>
Please note that the data given here has been taken from the online catalog. For comprehensive information and data, please refer to the user documentation. The General Terms and Conditions of Use apply to Internet downloads.

Technical data

Input data

Nominal input voltage U_N	5 V DC
Input voltage range in reference to U_N	0.8 ... 1.2
Switching threshold "0" signal in reference to U_N	≤ 0.4

Switching threshold "1" signal in reference to U_N	≥ 0.8
Typical input current at U_N	5 mA
Typical response time	0.8 ms
Typical turn-off time	1.5 ms
Operating voltage display	Yellow LED
Name of protection	Polarity protection Surge protection
Protective circuit/component	Polarity protection diode Varistor
Transmission frequency	50 Hz

Output data

Name	Output data
Output nominal voltage range	12 V DC ... 300 V DC (Partition plate PLC-ATP must be installed for voltages larger than 250 V (L1, L2, L3) between identical terminal points in adjacent modules. Potential bridging is then carried out with FBST 8-PLC... or ...FBST 500...)
Limiting continuous current	1 A (see derating curve)
Voltage drop at max. limiting continuous current	< 500 mV
Name of protection	Polarity protection Surge protection
Protective circuit/component	Polarity protection diode Varistor

Connection data

Type of connection	Screw connection
Stripping length	8 mm
Screw thread	M3
Conductor cross section solid min.	0.14 mm ²
Conductor cross section solid max.	2.5 mm ²
Conductor cross section stranded min.	0.14 mm ²
Conductor cross section stranded max.	2.5 mm ²
Conductor cross section AWG/kcmil min.	26
Conductor cross section AWG/kcmil max	14

General data

Length	80 mm
Width	6.2 mm

Height	86 mm
Ambient temperature (operation)	-25 °C ... 60 °C
Ambient temperature (storage/transport)	-40 °C ... 85 °C
Mounting position	Any
Assembly instructions	In rows with zero spacing
Operating mode	100% operating factor
Inflammability class in acc. with UL 94 (housing)	V0
Pollution degree	2
Surge voltage category	III

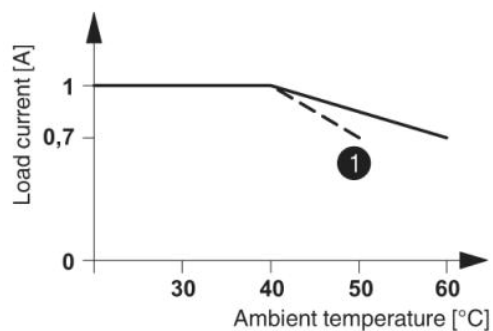
Certificates / Approvals

Certifications applied for: UL / CUL / GL

Drawings

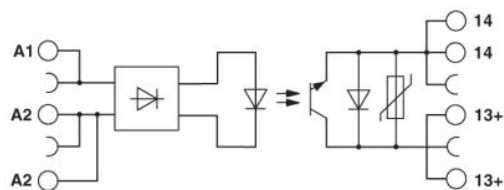
Diagram

The illustration shows the derating curve for PLC-...300DC/1



① For input voltages of 220 V DC and 230 V DC

Circuit diagram



Address

PHOENIX CONTACT Inc., USA
586 Fulling Mill Road
Middletown, PA 17057, USA
Phone (800) 888-7388
Fax (717) 944-1625
<http://www.phoenixcon.com>



© 2009 Phoenix Contact
Technical modifications reserved;